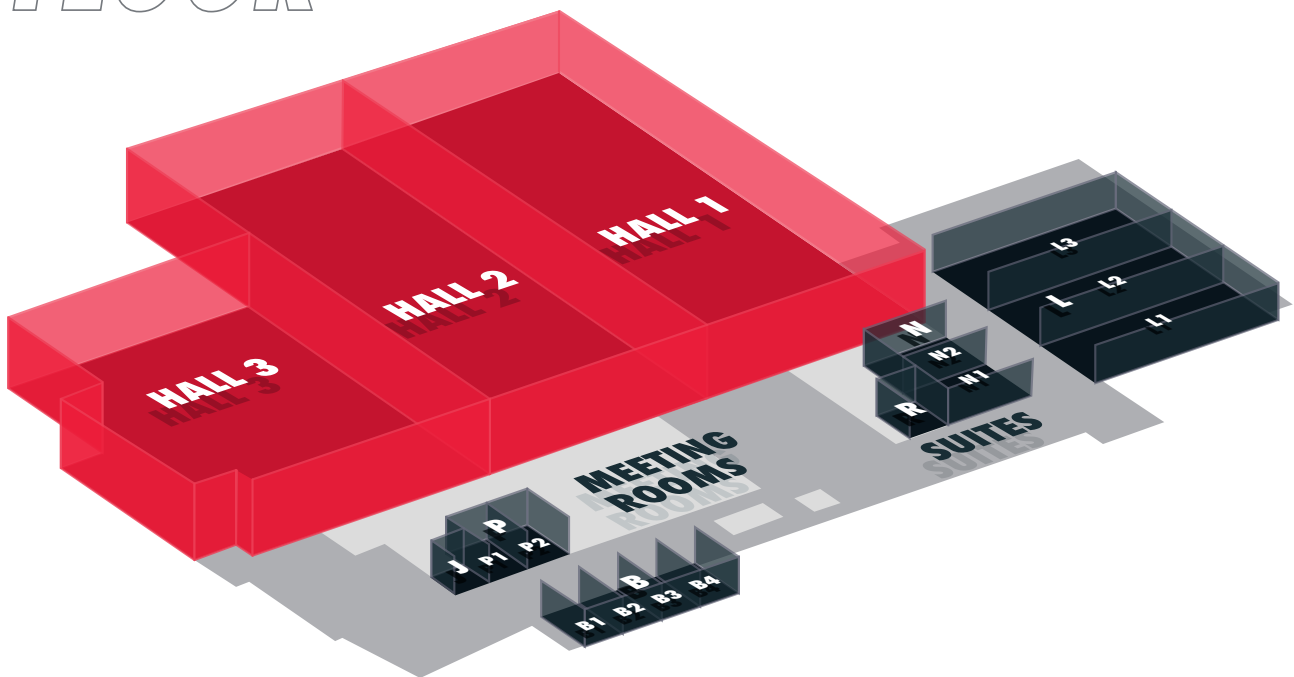
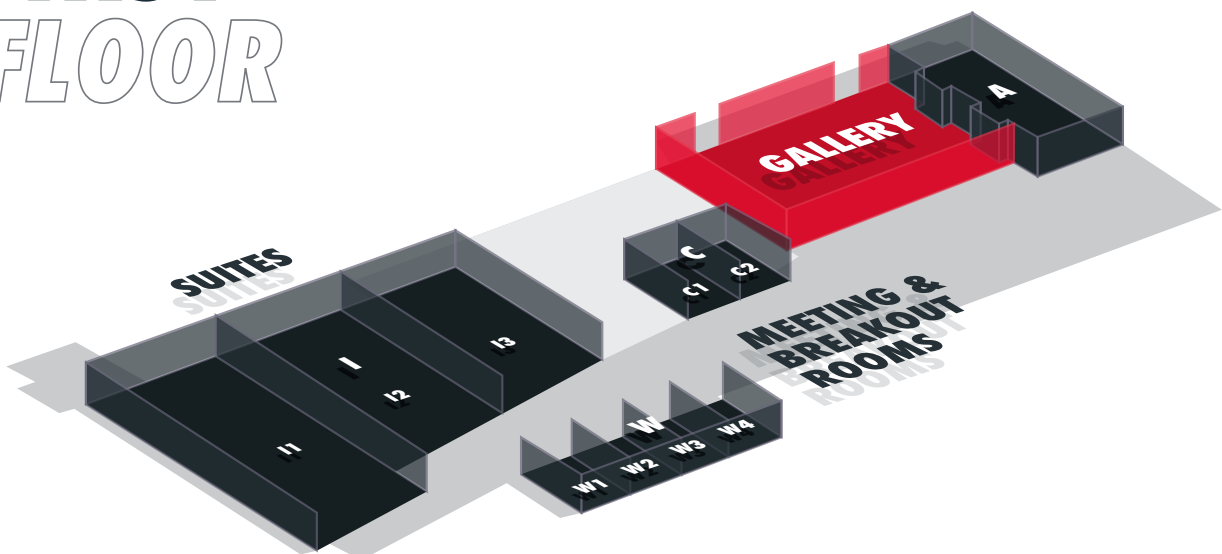


## FLOOR PLANS & SPECIFICATIONS

# GROUND FLOOR



# FIRST FLOOR



## FLOOR PLANS & SPECIFICATIONS

HALL SPECIFICATIONS							
ROOM NAME	DIMENSIONS	SIZE	HEIGHT	THEATRE	ARENA	BANQUETING	CABARET
Hall 1	90m x 38m	3420m <sup>2</sup>	12m	4500	4354	2500	2000
Hall 2	90m x 38m	3420m <sup>2</sup>	12m	4500	4354	2500	2000
Hall 3	60m x 43.5m - 55.5m	3000m <sup>2</sup>	12m	3500	4293	1800	1440

GROUND FLOOR SPECIFICATIONS									
ROOM NAME	DIMENSIONS	SIZE	HEIGHT	THEATRE	CLASSROOM	BOARDROOM	RECEPTION	BANQUETING	CABARET
Ludlow Suite (L)	32.5m x 40m	1300m <sup>2</sup>	6m	1480	648	-	1500	1000	640
Ludlow 1	32.5m x 13.4m	436m <sup>2</sup>	6m	501	270	-	500	300	192
Ludlow 2	32.5m x 13m	423m <sup>2</sup>	6m	477	195	-	500	300	192
Ludlow 3	32.5m x 13.4m	436m <sup>2</sup>	6m	501	270	-	500	300	192
Newport Suite (N)	12.1m x 19.4m	235m <sup>2</sup>	3m	260	114	-	300	180	120
Newport 1	12.1m x 10m	121m <sup>2</sup>	3m	160	72	32	180	72	72
Newport 2	12.1m x 9.2m	111m <sup>2</sup>	3m	140	72	28	160	72	72
Beckbury Suite (B)	25m x 8.3m	208m <sup>2</sup>	3.25m	240	120	-	280	160	104
Beckbury 1, 2, 3 & 4	6.25m x 8.3m	52m <sup>2</sup>	3.25m	60	30	24	70	40	32
Pattingham Suite (P)	13.4 x 9.9m	132m <sup>2</sup>	3.2m	160	72	-	180	110	72
Pattingham 1 & 2	6.7m x 9.9m	66m <sup>2</sup>	3.2m	84	45	24	90	50	32
Jackfield Boardroom (J)	7m x 4.2m - 6m	60m <sup>2</sup>	3.2m	-	-	18	-	-	-
Ryton Suite (R)	6.4m x 8.3m	53m <sup>2</sup>	2.7m	50	21	16	60	24	16

FIRST FLOOR SPECIFICATIONS									
ROOM NAME	DIMENSIONS	SIZE	HEIGHT	THEATRE	CLASSROOM	BOARDROOM	RECEPTION	BANQUETING	CABARET
Ironbridge Suite (I)	50.2m x 22.25m - 31m	1296m <sup>2</sup>	6m	1600	650	-	1300	1100	776
Ironbridge 1	16.25m x 31m	503m <sup>2</sup>	6m	610	320	-	700	440	312
Ironbridge 2	18.35m x 24.2m	444m <sup>2</sup>	6m	525	260	-	590	350	240
Ironbridge 3	15.6m x 22.25m	347m <sup>2</sup>	6m	410	205	-	465	250	168
Wenlock Suite (W)	25m x 8.3m	208m <sup>2</sup>	3.1m	240	120	-	280	160	104
Wenlock 1, 2, 3 & 4	6.25m x 8.3m	52m <sup>2</sup>	3.1m	60	30	24	70	40	32
Coalport Suite (C)	12.7m x 9.7m	123m <sup>2</sup>	3.5m	140	70	-	165	100	72
Coalport 1 & 2	6.35m x 9.7m	61m <sup>2</sup>	3.5m	70	35	24	80	50	32
Atcham Suite (A)	19.5 x 11.9m	232m <sup>2</sup>	3.5m	260	114	-	300	180	120
Gallery	30m x 19.5m	585m <sup>2</sup>	2.4m+	-	-	-	-	-	-

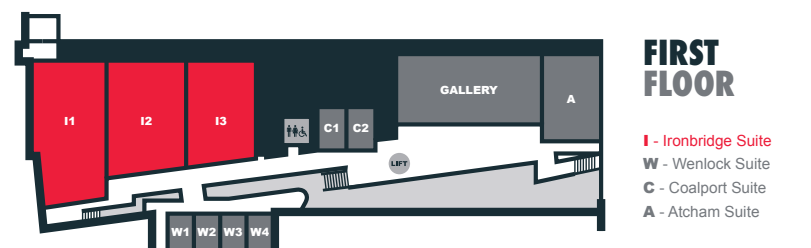
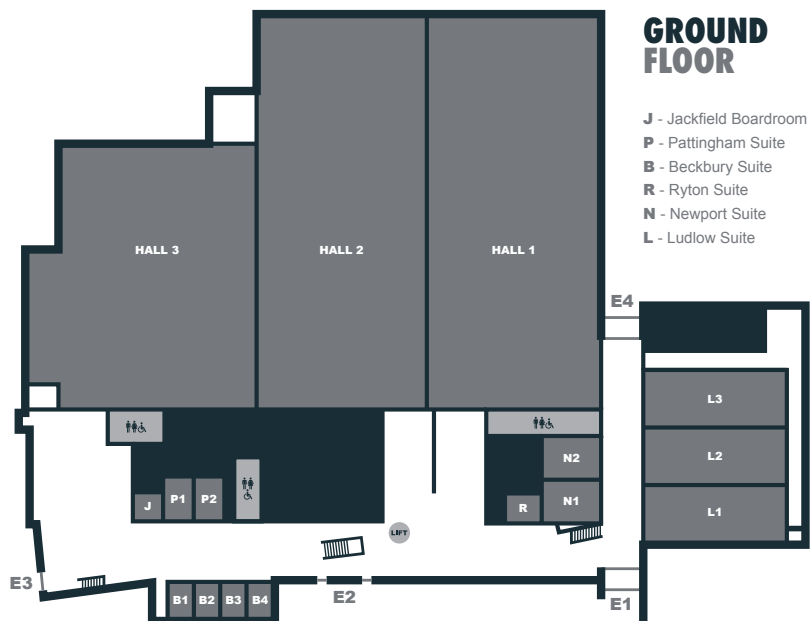
# IRONBRIDGE SUITE

The impressive Ironbridge Suite is perfect for gala dinners, conferences and exhibitions.


It benefits from the auditorium seating option, providing professional seating for large-scale conferences.

It can be used as one large space, or be broken down into thirds to provide flexible space for different requirements, and is situated directly opposite the Wenlock Suite providing a range of breakout options.

	IRONBRIDGE	I1	I2	I3
<b>DIMENSIONS</b>	50.2m x 22.25m - 31m	16.25m x 31m	18.35m x 24.2m	15.6m x 22.25m
<b>SIZE</b>	1296m <sup>2</sup>	503m <sup>2</sup>	444m <sup>2</sup>	347m <sup>2</sup>
<b>HEIGHT</b>	6m	6m	6m	6m
<b>THEATRE</b>	1600	610	525	410
<b>CLASSROOM</b>	650	320	260	205
<b>BOARDROOM</b>	-	-	-	-
<b>RECEPTION</b>	1300	700	590	465
<b>BANQUETING</b>	1100	440	350	250
<b>CABARET</b>	776	312	240	168



**TELFORD. EVENT. READY.**



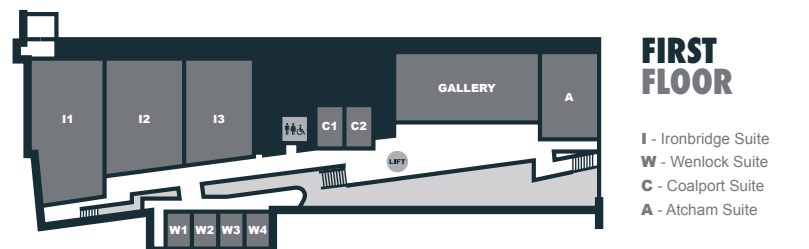
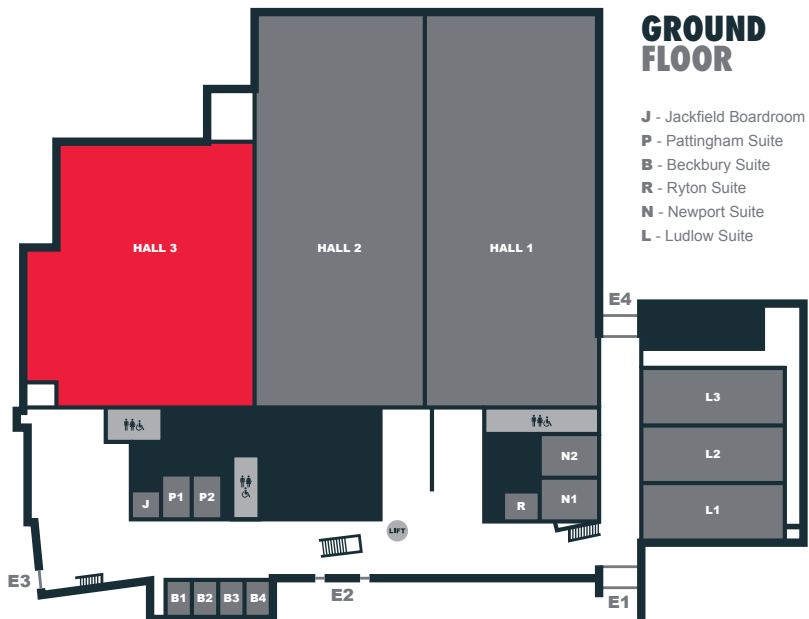
# HALL 3

Hall 3 provides flexibility to hold exhibitions, product activations and other large-scale events with ease.

It has direct access for vehicles and interlinks with the slightly larger Hall 2 for extra exhibition impact.

It is perfect for large-scale gala dinners, and also benefits from a light, bright and airy concourse entrance – perfect for a warm welcome, drinks receptions or registration area.

HALL 3	
<b>DIMENSIONS</b>	60m x 43.5m - 55.5m
<b>SIZE</b>	3000m <sup>2</sup>
<b>HEIGHT</b>	12m
<b>THEATRE</b>	3500
<b>ARENA</b>	4293
<b>BANQUETING</b>	1800
<b>CABARET</b>	1440



**TELFORD. EVENT. READY.**



telford  
**internationalcentre**

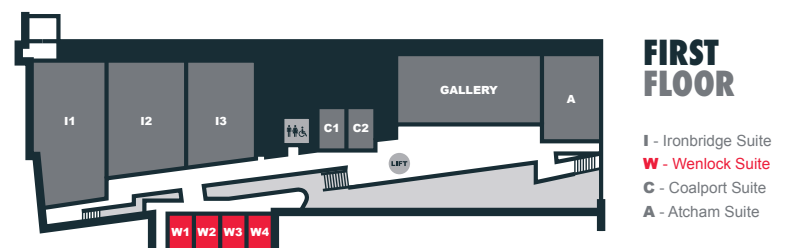
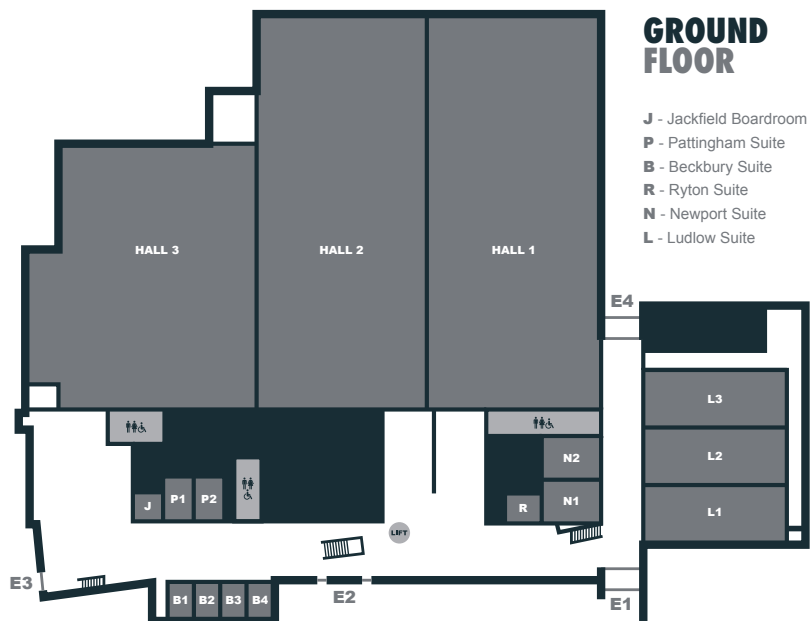
# WENLOCK SUITE

A flexible space, which can be configured for dinners, exhibitions, break-out discussions or reception drinks.

It can be used as one large space or broken down into four smaller spaces (or any configuration thereof).

Right opposite the Ironbridge Suite, the Wenlock Suite benefits from south-facing ceiling to floor windows, which lets in lots of natural daylight.

	WENLOCK	W1 / W2 / W3 / W4
<b>DIMENSIONS</b>	25m x 8.3m	6.25m x 8.3m
<b>SIZE</b>	208m <sup>2</sup>	52m <sup>2</sup>
<b>HEIGHT</b>	3.1m	3.1m
<b>THEATRE</b>	240	60
<b>CLASSROOM</b>	120	30
<b>BOARDROOM</b>	-	24
<b>RECEPTION</b>	280	70
<b>BANQUETING</b>	160	40
<b>CABARET</b>	104	32



**TELFORD. EVENT. READY.**





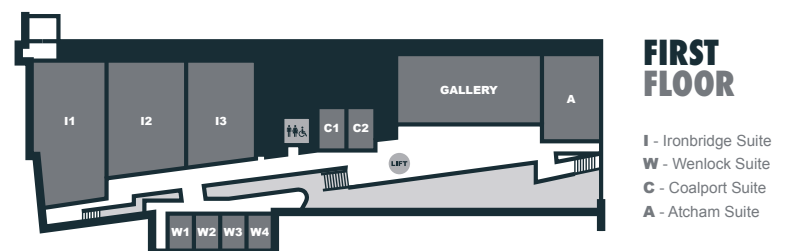
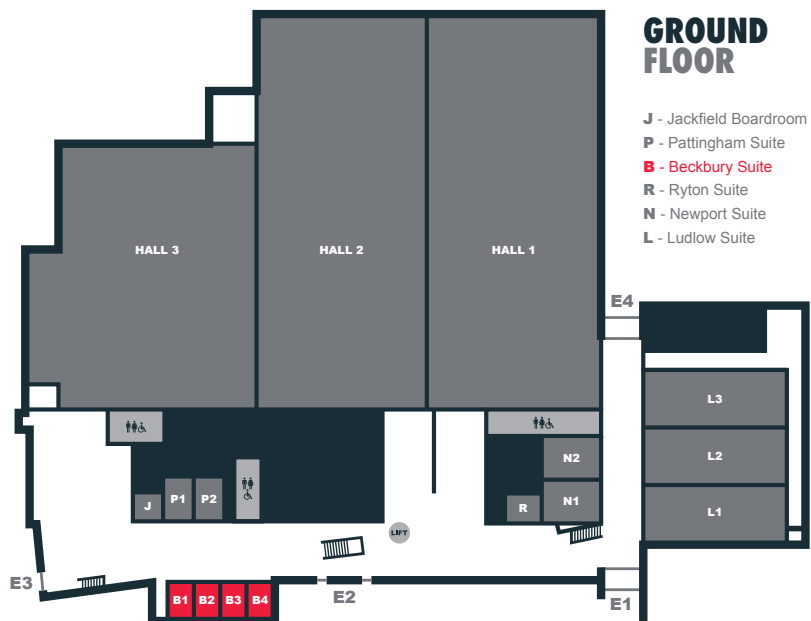
# BECKBURY SUITE


The Beckbury Suite is an ultra-flexible event space.

It can be used as one large space or broken down into four smaller spaces (or any configuration thereof).

This means that the Beckbury Suite is great for breakout spaces, plenary sessions or to be used as a large space for dinners, drinks or small exhibitions.

	BECKBURY	B1 / B2 / B3 / B4
<b>DIMENSIONS</b>	25m x 8.3m	6.25m x 8.3m
<b>SIZE</b>	208m <sup>2</sup>	52m <sup>2</sup>
<b>HEIGHT</b>	3.25m	3.25m
<b>THEATRE</b>	240	60
<b>CLASSROOM</b>	120	30
<b>BOARDROOM</b>	-	24
<b>RECEPTION</b>	280	70
<b>BANQUETING</b>	160	40
<b>CABARET</b>	104	32



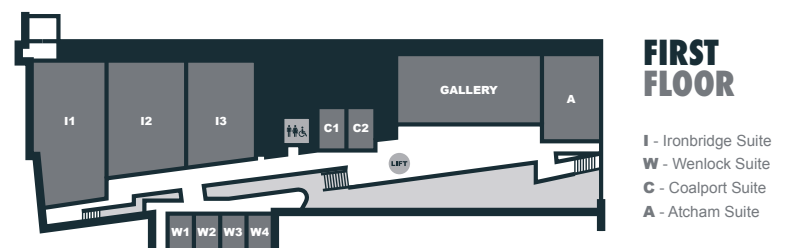
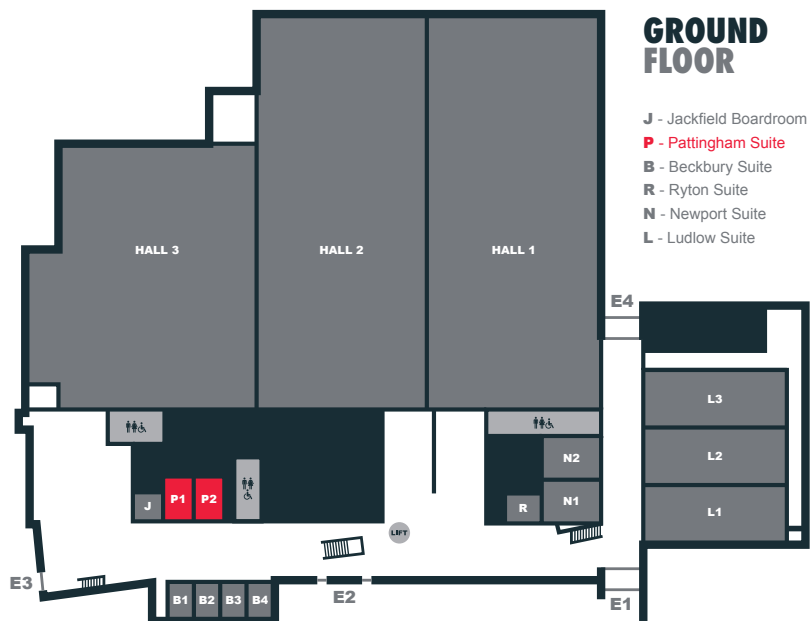


# PATTINGHAM SUITE

A smaller conferencing space, the Pattingham Suite is perfect for plenary sessions, breakout spaces particularly for events taking place in Halls 2 or 3, or it can be used for smaller exhibitions or conferences / meetings in its own right.

The space can be broken down into two smaller rooms to give event organisers more flexibility in what they need it to achieve.

	PATTINGHAM	P1 / P2
<b>DIMENSIONS</b>	13.4 x 9.9m	6.7m x 9.9m
<b>SIZE</b>	132m <sup>2</sup>	66m <sup>2</sup>
<b>HEIGHT</b>	3.2m	3.2m
<b>THEATRE</b>	160	84
<b>CLASSROOM</b>	72	45
<b>BOARDROOM</b>	-	24
<b>RECEPTION</b>	180	90
<b>BANQUETING</b>	110	50
<b>CABARET</b>	72	32



**TELFORD. EVENT. READY.**

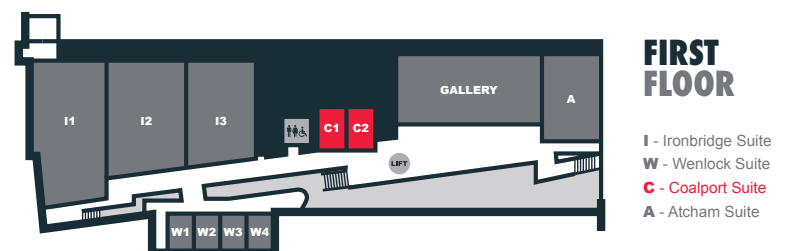
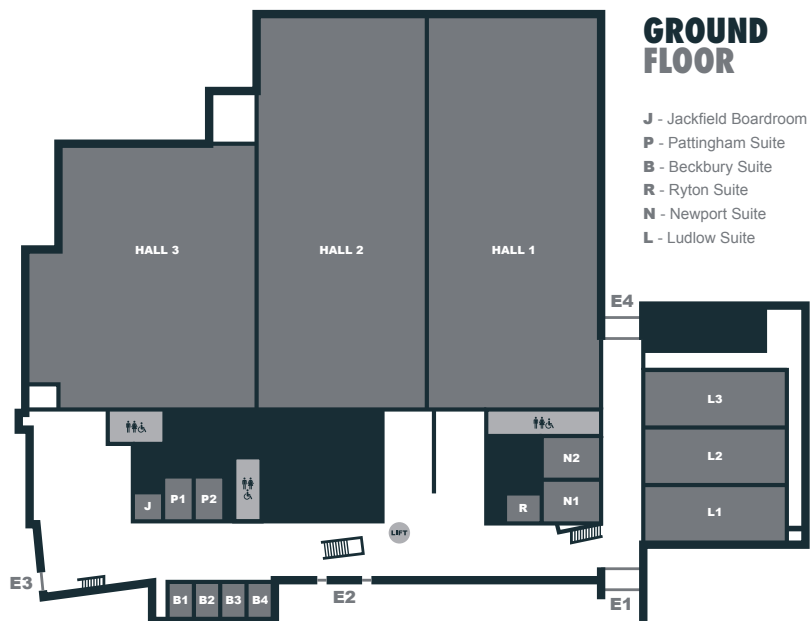


# COALPORT SUITE

A smaller conferencing space, the Coalport Suite is perfect for plenary sessions, breakout sessions, breakout spaces particularly for events taking place in the Ironbridge Suite, or it can be used for smaller meetings or events in its own right.

The space can be broken down into two smaller rooms to give event organisers more flexibility in what they need it to achieve.

	COALPORT	C1 / C2
<b>DIMENSIONS</b>	12.7m x 9.7m	6.35m x 9.7m
<b>SIZE</b>	123m <sup>2</sup>	61m <sup>2</sup>
<b>HEIGHT</b>	3.5m	3.5m
<b>THEATRE</b>	140	70
<b>CLASSROOM</b>	70	35
<b>BOARDROOM</b>	-	24
<b>RECEPTION</b>	165	80
<b>BANQUETING</b>	100	50
<b>CABARET</b>	72	32



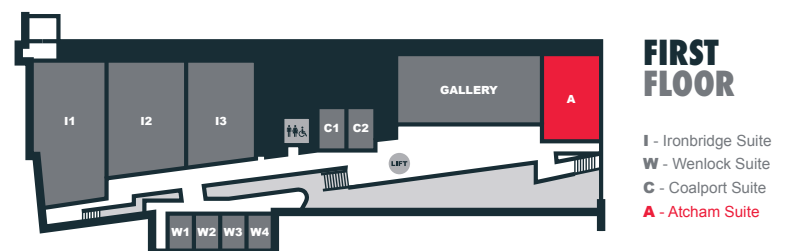
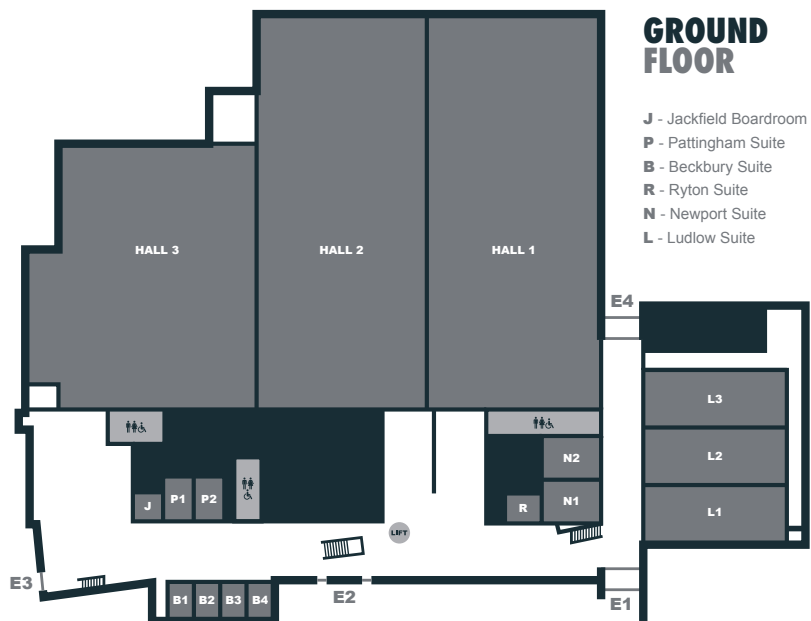


# ATCHAM SUITE

The Atcham Suite's location to the daylight drenched Gallery, means that it is a great space for small to medium conferences and events, which would benefit from direct access to the Gallery for welcome drinks, lunch or access to an exhibition space.

The Atcham suite is a single, large room which benefits from the venue's approach to clean, brand-free décor.

ATCHAM	
<b>DIMENSIONS</b>	19.5 x 11.9m
<b>SIZE</b>	232m <sup>2</sup>
<b>HEIGHT</b>	3.5m
<b>THEATRE</b>	260
<b>CLASSROOM</b>	114
<b>BOARDROOM</b>	-
<b>RECEPTION</b>	300
<b>BANQUETING</b>	180
<b>CABARET</b>	120



**TELFORD. EVENT. READY.**



telford  
**internationalcentre**



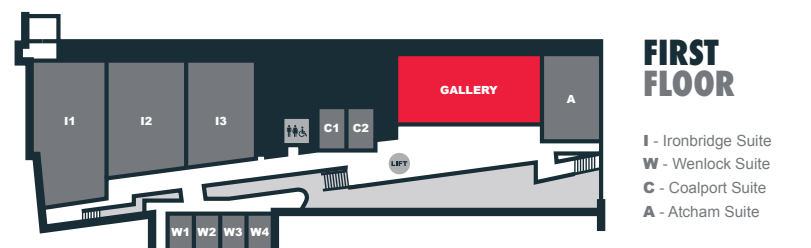
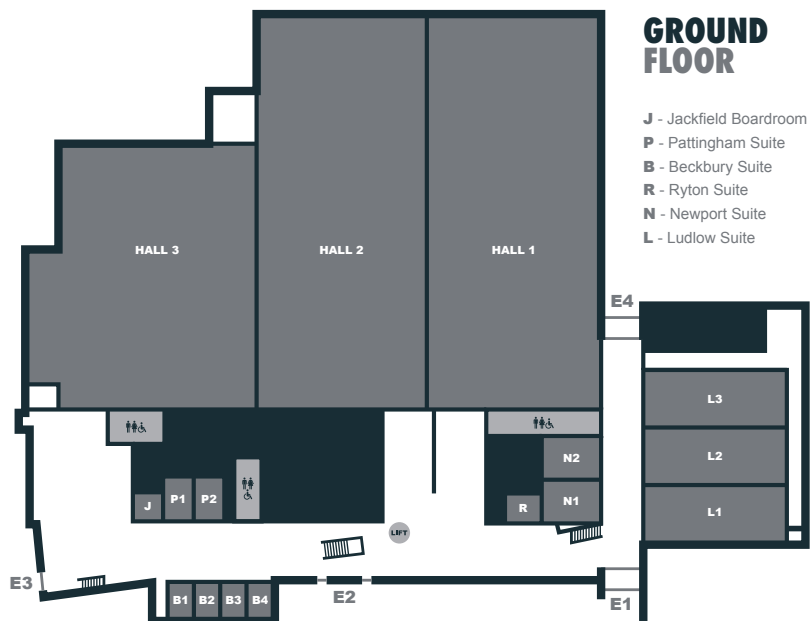
# GALLERY

Benefitting from a glorious south-facing vista across the Telford Convention Quarter, the Gallery space at Telford International Centre is perfect for pre-dinner drinks.

It is also flexible enough to be used for dinners, lunch service or even small exhibitions.

Its size and proximity to all of the venue's main spaces means it is a great choice for any event.

GALLERY	
<b>DIMENSIONS</b>	30m x 19.5m
<b>SIZE</b>	585m <sup>2</sup>
<b>HEIGHT</b>	2.4m+
<b>THEATRE</b>	-
<b>CLASSROOM</b>	-
<b>BOARDROOM</b>	-
<b>RECEPTION</b>	-
<b>BANQUETING</b>	-
<b>CABARET</b>	-



**TELFORD. EVENT. READY.**



telford  
**internationalcentre**

# JACKFIELD BOARDROOM

Our dedicated Jackfield Boardroom is perfect for those important meetings for up to 18 people.

It has comfortable furniture and a bright and spacious interior feel. Its close proximity to Hall 3 makes it perfect as a planning or VIP room too.

JACKFIELD BOARDROOM	
<b>DIMENSIONS</b>	7m x 4.2m - 6m
<b>SIZE</b>	60m <sup>2</sup>
<b>HEIGHT</b>	3.2m
<b>THEATRE</b>	-
<b>CLASSROOM</b>	-
<b>BOARDROOM</b>	18
<b>RECEPTION</b>	-
<b>BANQUETING</b>	-
<b>CABARET</b>	-

